

## Set of pump groups with **MINI-DUO** with zone manifold built-in hydraulic separator



The **MINI-DUO** set is a complete system of pump groups up to 40 kW, providing a compact and functional solution for boiler rooms. All components are of high quality, and the set includes an insulated manifold with a built-in hydraulic separator, pump groups with **Womix WPO 25-60/130** pumps, and a mounting bracket. The system is available in five configurations, allowing for its use in most home installations. For enhanced monitoring of system operating parameters, an additional set of four ball valves with thermometers is available, allowing for monitoring heating circuit temperatures and easy pump removal.

### Technical data:

Material:	steel
Maximum pressure:	6 bar
Maximum flow:	2.2 m <sup>3</sup> /h
Maximum temperature:	110°C
Connection:	
Installation side:	1" F
Boiler side:	1" F
Heating capacity:	40 kW
Pump:	WPO 25-60/130

### Set with ball valves



### Set with ball valves and separator



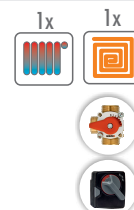
## Set of pump groups with **MINI-DUO** hydraulic separator - zone manifold



Type	Catalog number
Set of pump groups <b>MINI-DUO 1</b> with pumps <b>Womix WPO 25-60/130</b>	604901

MINI-DUO 1 set with groups

- 1 x pump group without mixing valve (DHW or radiator circuit),
- 1 x pump group with rotary mixing valve, actuator, and check valve (underfloor heating circuit),
- 2x check valves mounted on the tool groups in the manifold
- wall-mounted brackets.



Type	Catalog number
Set of pump groups <b>MINI-DUO 2</b> with pumps <b>Womix WPO 25-60/130</b>	604902

MINI-DUO 2 set with groups:

- 1 x pump group without mixing valve (DHW or radiator circuit),
- 1 x pump group with thermostatic mixing valve 20-45° and check valve (underfloor heating circuit),
- 2 check valves mounted on the tool groups in the manifold
- wall-mounted brackets.



Type	Catalog number
Set of pump groups <b>MINI-DUO 3</b> with pumps <b>Womix WPO 25-60/130</b>	604903

MINI-DUO 3 set with 2 groups:

- 2x pump group with rotary mixing valve, actuators and check valves (underfloor heating circuit),
- 2 check valves mounted on the tool groups in the manifold
- wall-mounted brackets.



Type	Catalog number
Set of pump groups <b>MINI-DUO 4</b> with pumps <b>Womix WPO 25-60/130</b>	604904

MINI-DUO 4 set with 2 groups:

- 2x pump group without mixer (DHW or radiator circuit),
- 2x check valves mounted on the tool groups in the manifold
- wall-mounted brackets.



Type	Catalog number
Set of pump groups <b>MINI-DUO 5</b> with pumps <b>Womix WPO 25-60/130</b>	604905

MINI-DUO 5 set with 2 groups:

- 2x pump group with thermostatic mixing valve 20-45° and check valves (underfloor heating circuit),
- 2x check valves mounted on the tool groups in the manifold
- wall-mounted brackets.

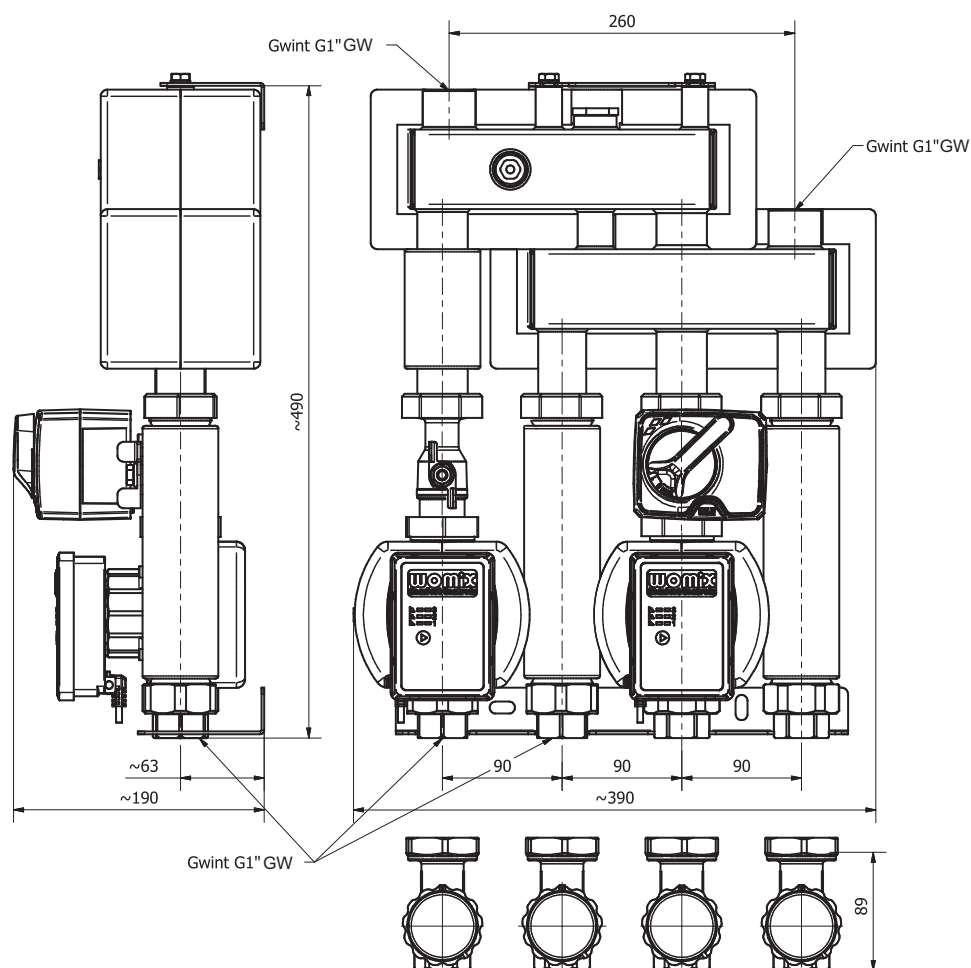


Type	Catalog number
Set of ball valves with thermometer and gasket for the system <b>MINI-DUO</b>	604900

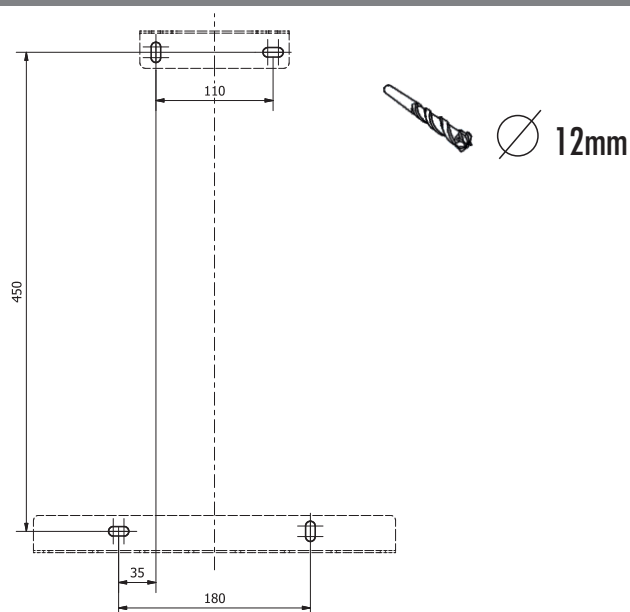
The kit includes a set of 4 ball valves equipped with thermometers and EPDM seals.



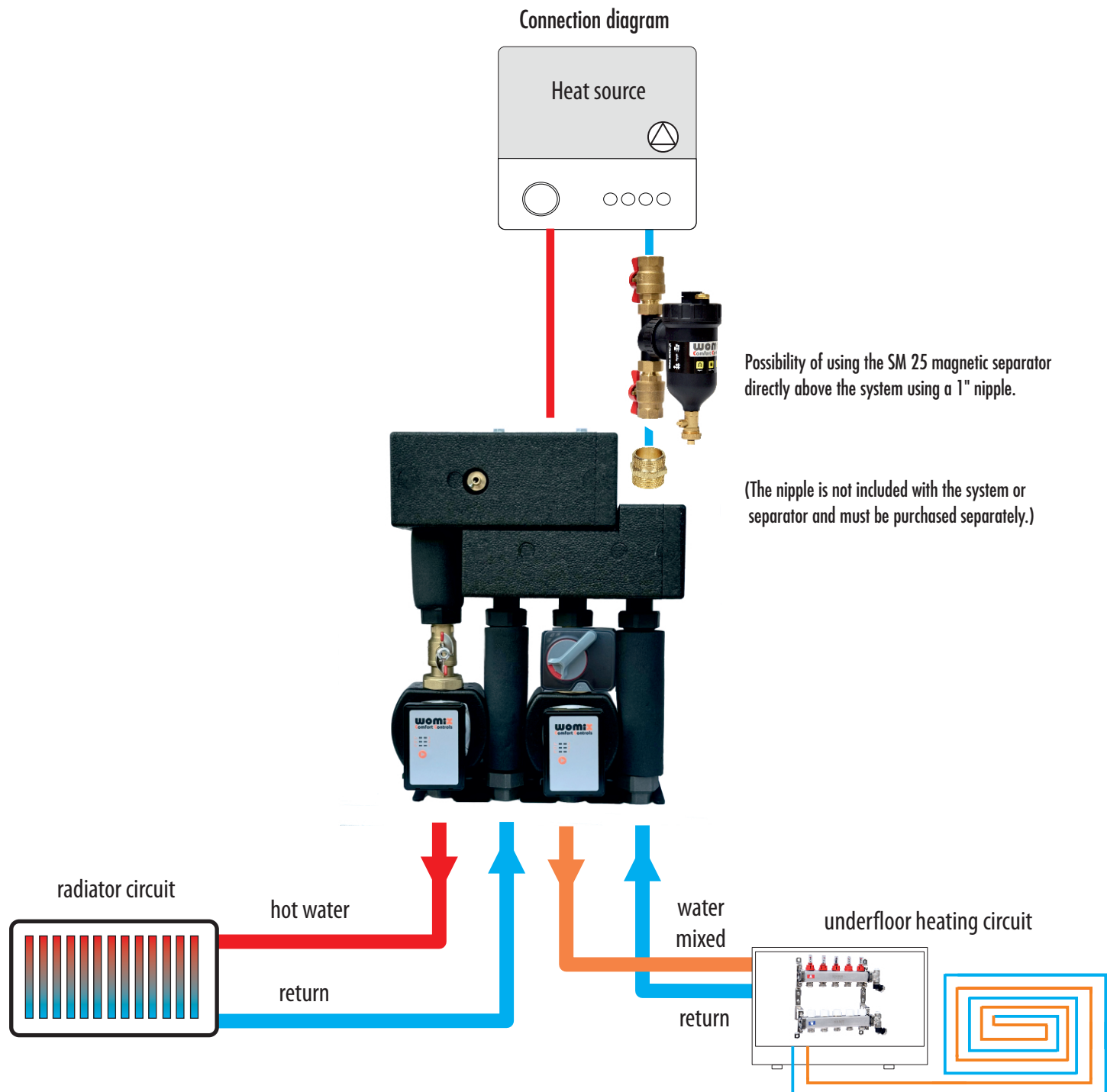
## Dimensional diagram of the set



## Mounting the brackets on the wall

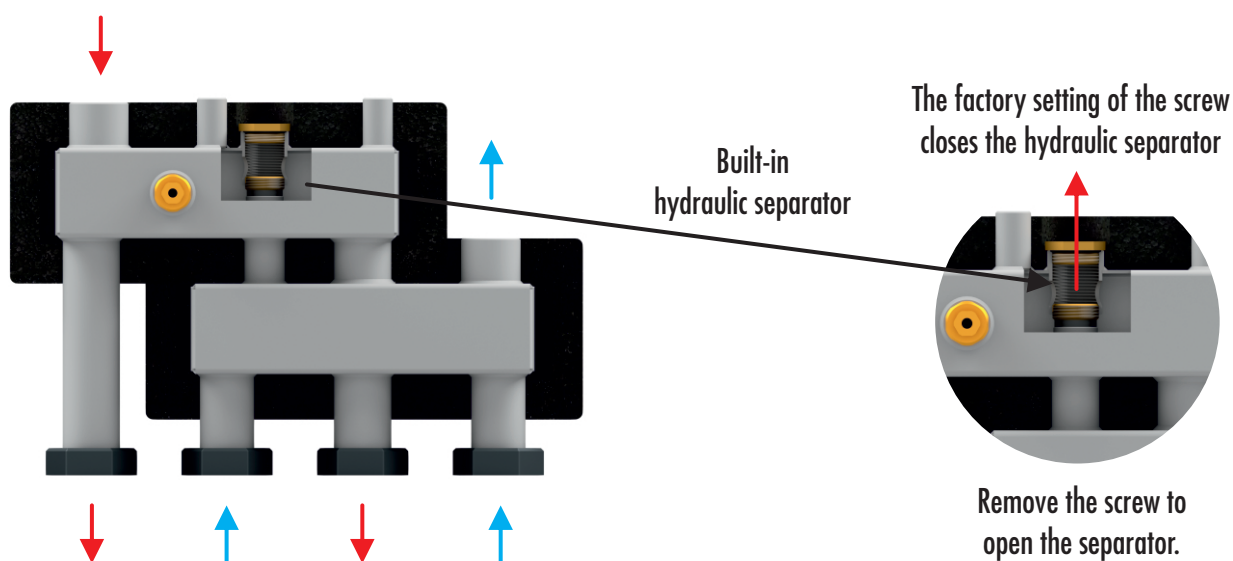


## Example of using the set **MINI-DUO**

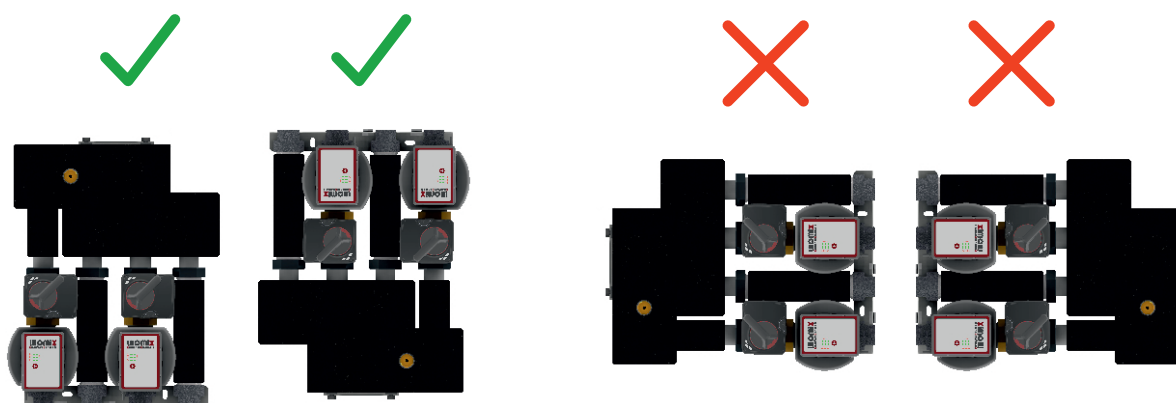


Simplified schematic diagram of the installation -  
standard installation elements and boiler room protection diagram are not marked.





Possible mounting positions of the set on the wall



## Characteristics of the WPO 25 - 60/130 pump

### Technical data:

Maximum head: 6.0 m

Maximum flow rate: 3500 l/h

Power consumption P1(W): 4-45

Power supply voltage: 1x 230V 50Hz

Sound pressure level: <43 dB(A)EEL: ≤ 0.20

Thermal class: TF110

Ambient temperature: 0°C - 60°C

Medium temperature: -10°C - 110°C

Maximum operating pressure: 10 bar (1MPa)

Permissible pump media: heating water in accordance with VDI 2035 water/glycol mixture 1:1.

