


SET DX

womix
Comfort Controls



womix
Comfort Controls

ENERGY-SAVING CENTRAL HEATING EQUIPMENT

mixing valve

pump group system

brass and steel central heating zone manifold

system MIX-BOX

The DX set is a complete system enabling a compact and functional solution to your boiler room. All components of the set are of high quality and efficiency. The set is equipped with Wilo or Grundfos pumps. The set is equipped with a distributor with a built-in hydraulic separator. The heating circuits can be pumped or mixed with a rotary or thermostatic mixing valve.

The DX set comes in four variants:

DX1 set with pump group SA 125 - DN 25 (1 ") with Wilo or Grundfos pump and mixing and pump group SMT 125 - DN 25 (1") with 3-way mixer,

DX2 set with pump group SA 125 - DN 25 (1 ") with Wilo or Grundfos pump and group with thermostatic mixer SMTC1 125 - DN 25 (1") with Wilo or Grundfos pump,

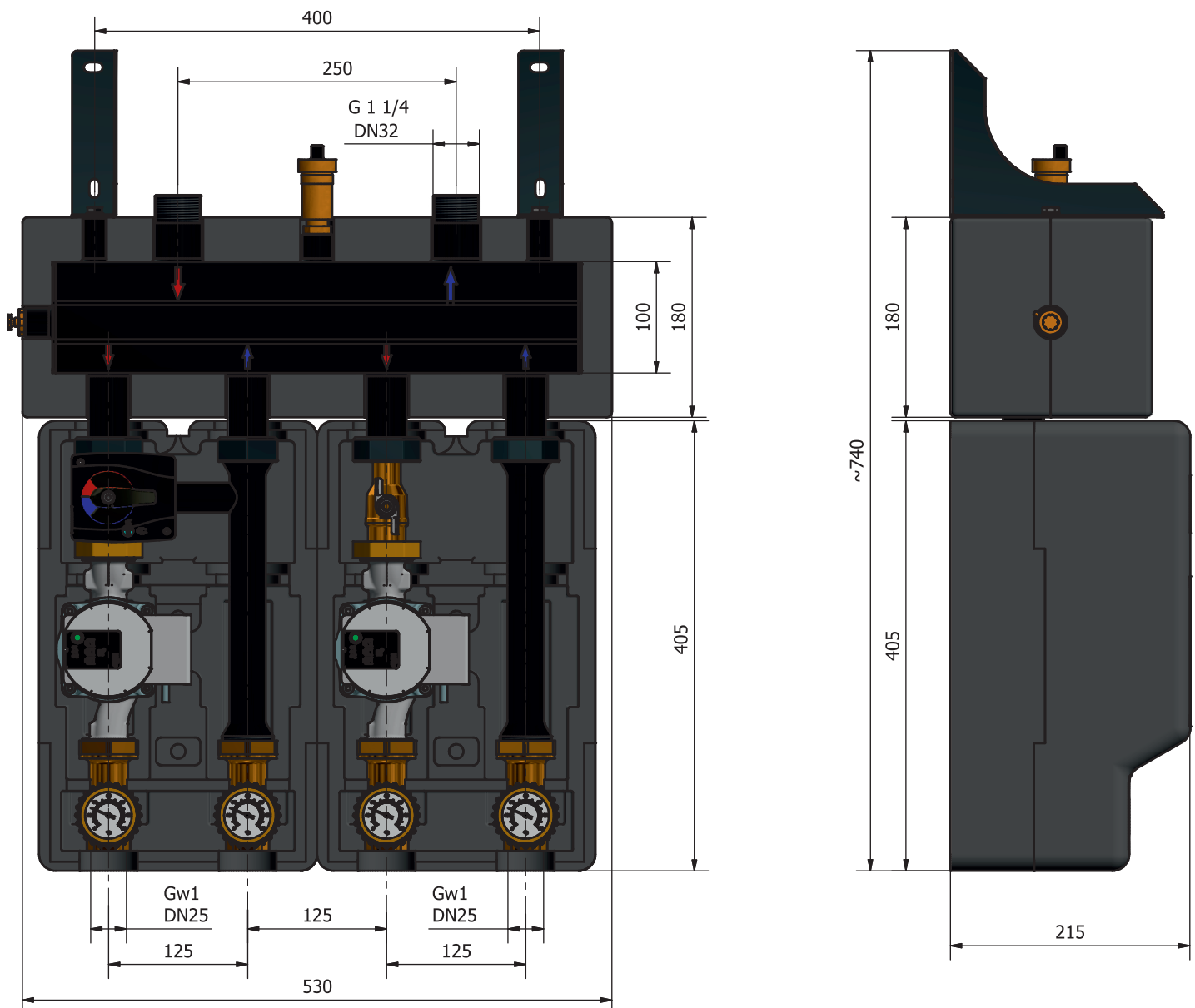
DX3 system with two mixing-pump groups SMT 125 - DN 25 (1 ") with a 3-way mixer, with Wilo or Grundfos pumps,

DX4 system with two pump groups SA 125 - DN 25 (1 ") with Wilo or Grundfos pumps.

DX5 system with two groups with thermostatic mixer SMTC1 125 - DN 25 (1 ") with Wilo or Grundfos pump,

ATTENTION! Under the insulation on the manifold, there are medium flow direction arrows stuck. Installation should be carried out in the direction of the arrows.

The installation size of the set is 530 x 585 x 215 mm.




**SET FOR TWO HEATING
CIRCUITS
WITH ZONE MANIFOLD
BUILT-IN HYDRAULIC SEPARATOR**

DX1

set of 2 heating circuits
one without mixing valve
and one with a rotary mixing valve
and an electric actuator

Max
Flow
2,5 m³/h

Power
55 kW







DX1 with Wilo Yonos Para 25/6

Catalog number: **656107**

DX1 with Grundfos UPM3S AUTO 25-60

Catalog number **656101**

OTHER SYSTEM MODELS



DX2

set of 2 heating circuits one
without mixing valve and one
with thermostatic mixing valve

DX3

set of 2 heating circuits two
with rotary mixing valves
and electric actuators

DX4

set of 2 heating circuits
two without mixing valve

DX5

set of 2 heating circuits two
with thermostatic valves
mixing

Wilo Yonos Para 25/6

Grundfos UPM3S AUTO 25-60

Wilo Yonos Para 25/6

Grundfos UPM3S AUTO 25-60

Wilo Yonos Para 25/6

Grundfos UPM3S AUTO 25-60

Wilo Yonos Para 25/6

Grundfos UPM3S AUTO 25-60

Cod.: 656117

Cod.: 656111

Cod.: 656127

Cod.: 656121

Cod.: 656137

Cod.: 656131

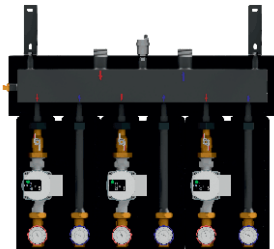
Cod.: 656147

Cod.: 656141



Ready-made versions of DX systems for three heating circuits

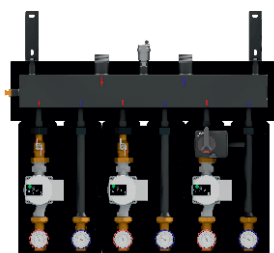
DX 111 set - set of 3 heating circuits - without mixing valves



Type	Catalog number
Set DX 111 with groups SA/SA/SA with pump Wilo Yonos Para 25/6	656151
Set DX 111 with groups SA/SA/SA with pump Grundfos UPM3S AUTO 25 - 60	656152



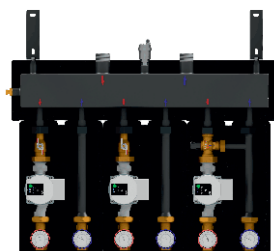
DX 112 set - set of 3 heating circuits - two without mixing valves and one with a rotating mixing valve and electric actuator



Type	Catalog number
Set DX 112 with groups SA/SA/SMT, with pump Wilo Yonos Para 25/6	656156
Set DX 112 with groups SA/SA/SMT, with pump Grundfos UPM3S AUTO 25 - 60	656157



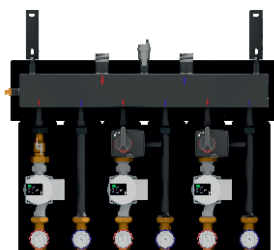
DX 113 set - set of 3 heating circuits - two without mixing valves and one with a thermostatic mixing valve



Type	Catalog number
Set DX 113 with groups SA/SA/SMTC, with pump Wilo Yonos Para 25/6	656161
Set DX 113 with groups SA/SA/SMTC, with pump Grundfos UPM3S AUTO 25 - 60	656162



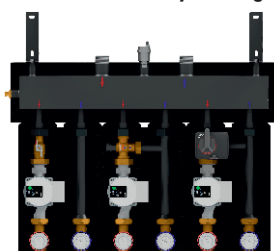
DX 122 set - set of 3 heating circuits - one without a mixing valve and two with mixing rotary valves and electric actuators



Type	Catalog number
Set DX 122 with groups SA/SMT/SMT, with pump Wilo Yonos Para 25/6	656166
Set DX 122 with groups SA/SMT/SMT, with pump Grundfos UPM3S AUTO 25 - 60	656167



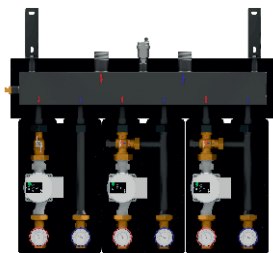
DX 132 set - set of 3 heating circuits - one without mixing valve, one with thermostatic mixing valve and one with rotary mixing valve and electric actuator



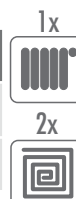
Type	Catalog number
Set DX 132 with groups SA/SMT/SMTC, with pump Wilo Yonos Para 25/6	656171
Set DX 132 with groups SA/SMT/SMTC, with pump Grundfos UPM3S AUTO 25 - 60	656172



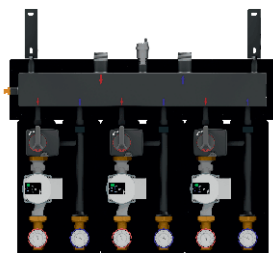
DX 133 set - set of 3 heating circuits - one without mixing valve and two with thermostatic mixing valves



Type	Catalog number
Set DX 133 with groups SA/SMTC/SMTC, with pump Wilo Yonos Para 25/6	656176
Set DX 133 with groups SA/SMTC/SMTC, with pump Grundfos UPM3S AUTO 25 - 60	656177



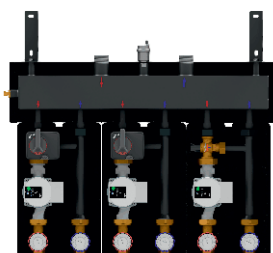
DX 222 set - set of 3 heating circuits - with mixing rotary valves and electric actuators



Type	Catalog number
Set DX 222 with groups SMT/SMT/SMT, with pump Wilo Yonos Para 25/6	656181
Set DX 222 with groups SMT/SMT/SMT, with pump Grundfos UPM3S AUTO 25 - 60	656182



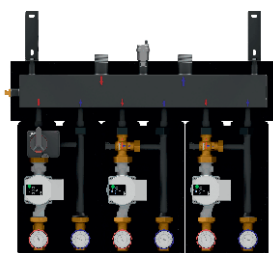
DX 223 set - set of 3 heating circuits - two with mixing rotary valves and electric actuators and one with a thermostatic mixing valve



Type	Catalog number
Set DX 223 with groups SMT/SMT/SMTC, with pump Wilo Yonos Para 25/6	656186
Set DX 223 with groups SMT/SMT/SMTC, with pump Grundfos UPM3S AUTO 25 - 60	656187



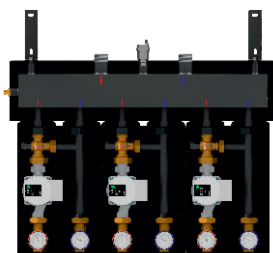
DX 233 set - set of 3 heating circuits - one with a mixing rotary valve and electric actuator and two with a thermostatic mixing valve



Type	Catalog number
Set DX 233 with groups SMT/SMTC/SMTC, with pump Wilo Yonos Para 25/6	656191
Set DX 233 with groups SMT/SMTC/SMTC, with pump Grundfos UPM3S AUTO 25 - 60	656192



DX 333 set - set of 3 heating circuits - with thermostatic mixing valves



Type	Catalog number
Set DX 333 with groups SMTC/SMTC/SMTC, with pump Wilo Yonos Para 25/6	656196
Set DX 333 with groups SMTC/SMTC/SMTC, with pump Grundfos UPM3S AUTO 25 - 60	656197



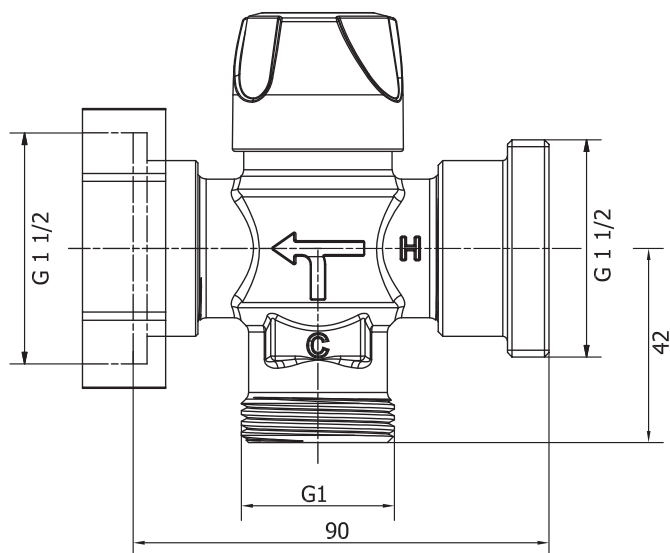
Thermostatic mixing valve MIX THERM-R



Thermostatic mixing valves of the MIX THERM-R series are designed to regulate the medium supplying the radiator and floor heating installations. The MIX THERM-R valve is equipped with a brass 1 1/2" F nut.

Technical data:

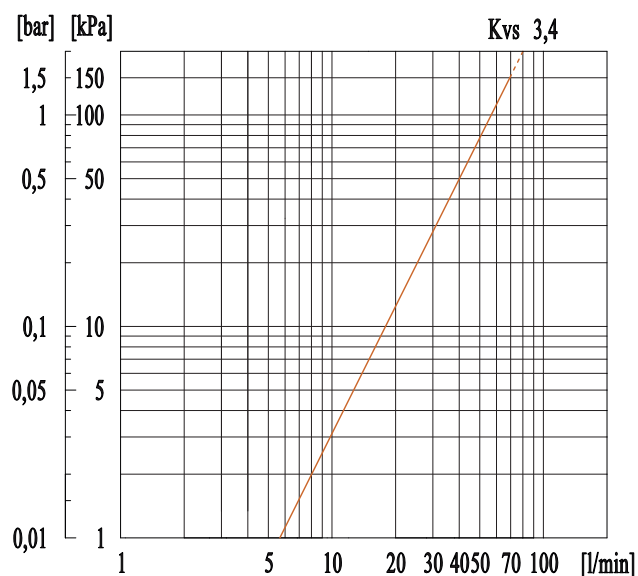
Maximum working temperature:	+ 90 °C
Adjustment range:	20 °C - 45 °C (+/- 2K) or 35 °C - 60 °C (+/- 2K)
Maximum static pressure:	10 bar
Maximum differential pressure:	5 bar
Maximum pressure ratio:	2: 1
Minimum working pressure:	0.2 bar
Kvs:	3.4
Maximum flow:	70 l/min
Medium:	Water, glycol 30% max
MIX THERM-R valve connection:	supply side - 1 1/2" GZ
CH supply side -	1 1/2" F nut
back -	1" M



Zakres temperatury Temperature range Температурный диапазон

T°	MIN	1	2	3	4	5	MAX
20-45°C	(24°C)	24°C	29°C	34°C	39°C	44°C	45°C
35-60°C	38°C	41°C	45°C	50°C	54°C	58°C	60°C

Valve characteristics:



Mixing valve actuator SL 10



The actuator may only be installed by an installer with valid authorizations and appropriate professional training. It is strictly forbidden for unauthorized persons to install the actuators, who do not have specialist knowledge of electric actuators, their operating principle and the principles of connection to the installation automation. Thanks to universal or special adapters, the actuator can be installed practically anywhere it is required. Manual adjustment of the actuator is performed by pressing the manual/automatic operation switch and turning the handle. The actuator's rotation angle is factory-set to 90° and cannot be changed. The actuator is factory-equipped with an adapter designed for installation on WOMIX mixing valves. The mixing valves on which the actuators are mounted should be "started up" before the start of each heating season, i.e. check whether the valve heart has not seized during the central heating downtime. The above action can protect the actuator from damage to the gear transmission. The actuator is equipped with LEDs showing the position of the valve heart.

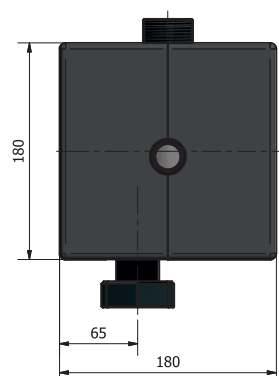
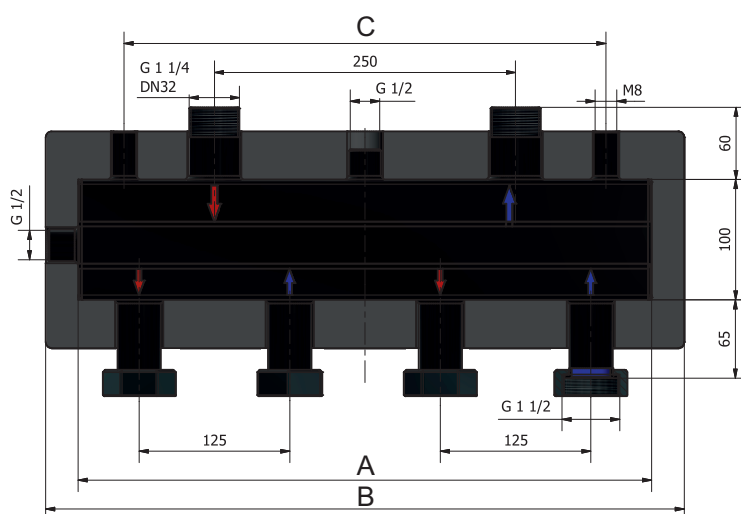
Type	Voltage	Angle rotation	Catalog number
Mixing valve actuator SL 10 - 230/120s	230 V AC	120 s	415001

Central heating zone manifold CX 100 - DN 25 (1")



Zone manifold with built-in hydraulic separator equipped with a vent and a plunger sleeve for connecting a temperature sensor

NOTE! The hydraulic separator function cannot be deactivated.



Type	A	B	C	Catalog number
Zone manifold CX 100 2F - DN 25	480	530	400	636011
Zone manifold CX 100 3F - DN 25	745	795	665	636012
Zone manifold CX 100 4F - DN 25	1010	1060	650	636013

