


SET W

womix
Comfort Controls



womix
Comfort Controls

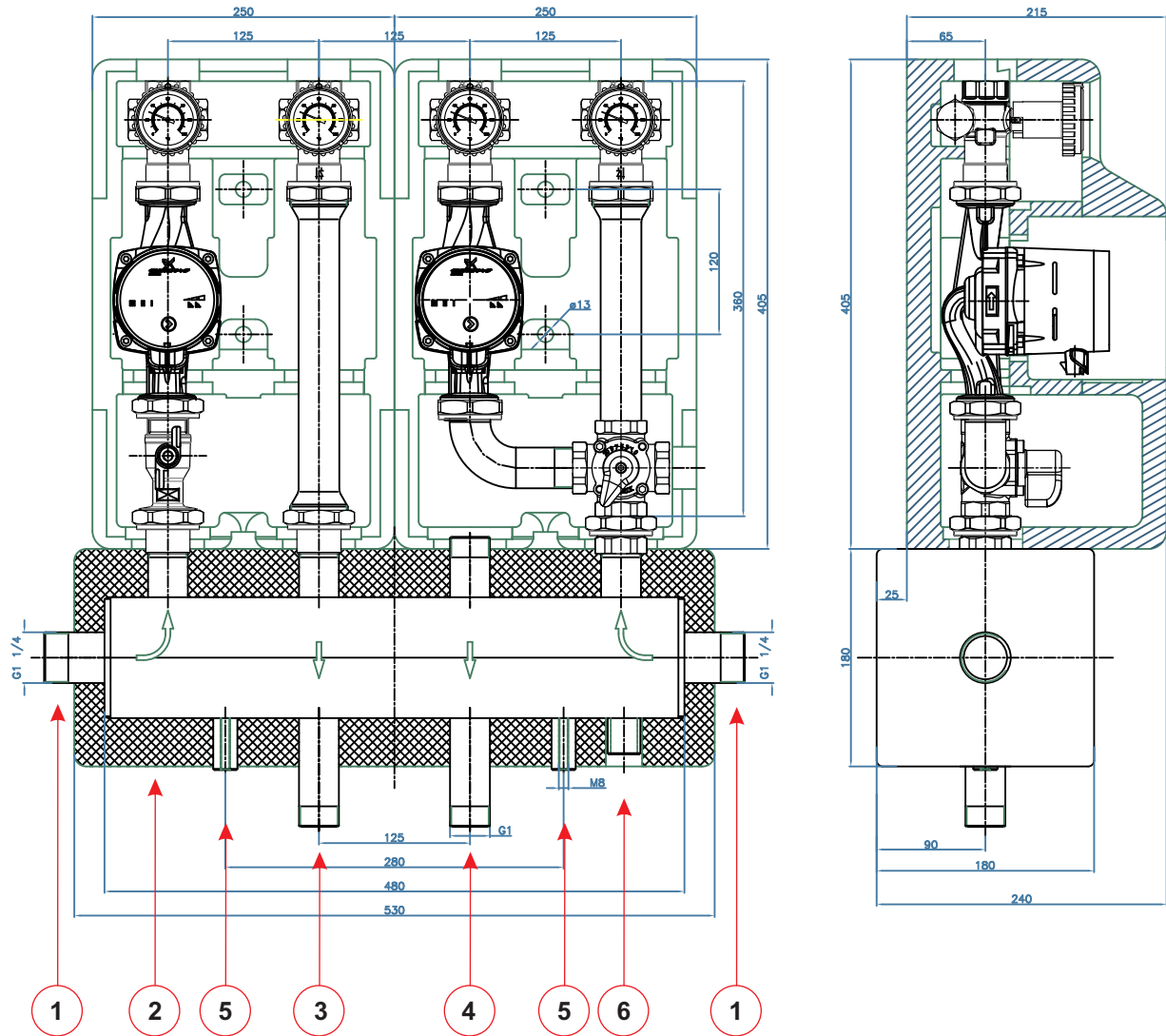
ENERGY-SAVING CENTRAL HEATING EQUIPMENT

mixing valves

pump group system

brass and steel central heating zone manifold

system MIX-BOX



- 1 - boiler power supply
- 2 - EPP insulation 40g / l
- 3 - return from the DHW tank charging group
- 4 - the lock is applicable when changing pump groups (in the factory setting, the lock is without function)
- 5 - Sleeves for mounting Delta wall brackets
- 6 - Drain socket 1/2 "

Collector technical data:

Pressure: 8 bar
 Temperature: 110 C
 Material: powder coated S235 steel
 100x100 profile

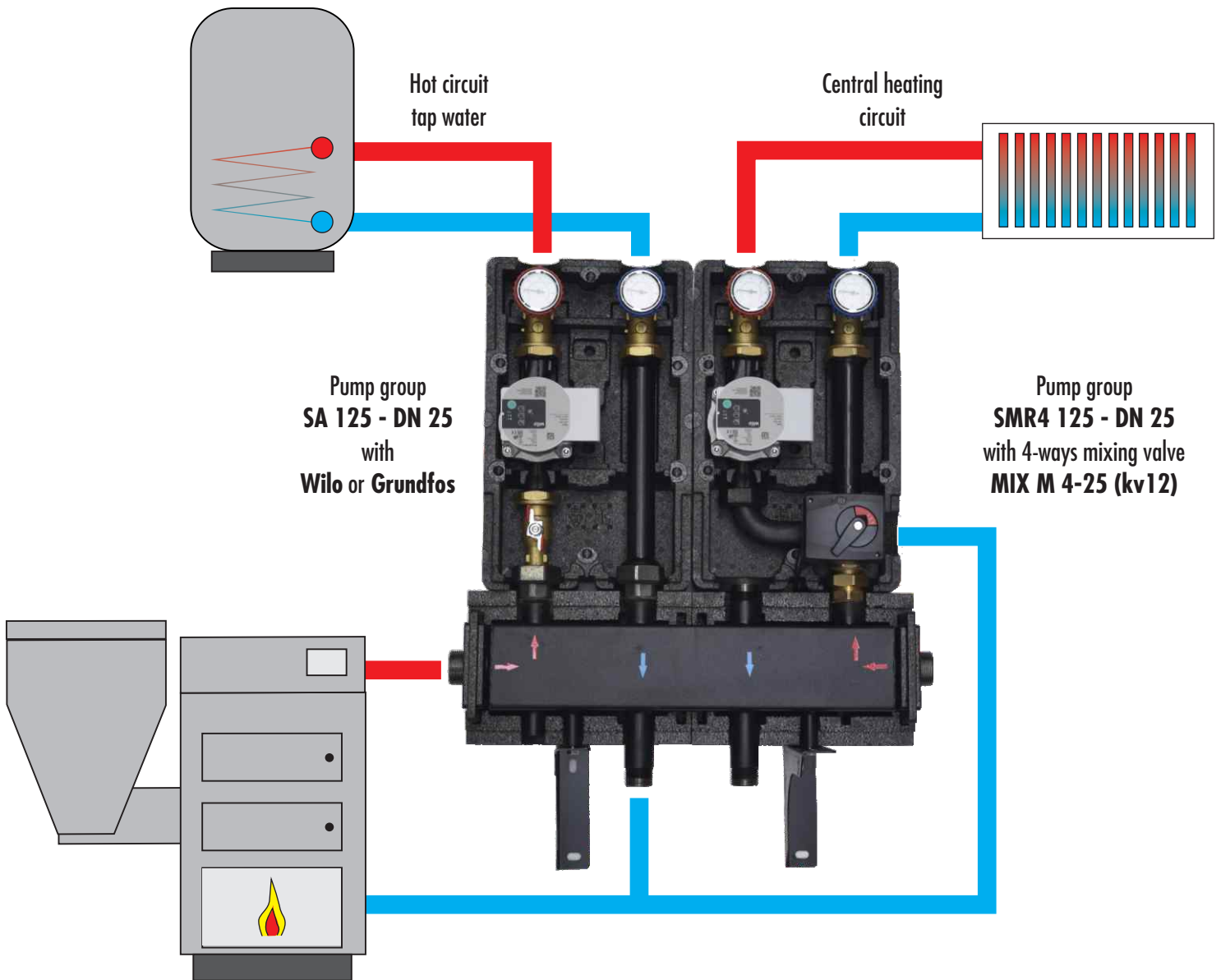
Connection:

installation page: GZ 1 "
 boiler side power supply: GZ 1 1/4 "
 boiler side back: SA 125 GZ 1 "group
 mixing valve GW 1 "



Set W

An ideal system for old installations



A simplified schematic diagram of the installation - no standard is selected installation elements as well as boiler room security scheme.

The W set includes:

- Pump group SA 125 - DN 25 (1"),
- Group with 4-way mixer SMR4 125 - DN 25 (1"),
- boiler collector with insulation,
- DELTA wall brackets.
- MP 10 actuator

